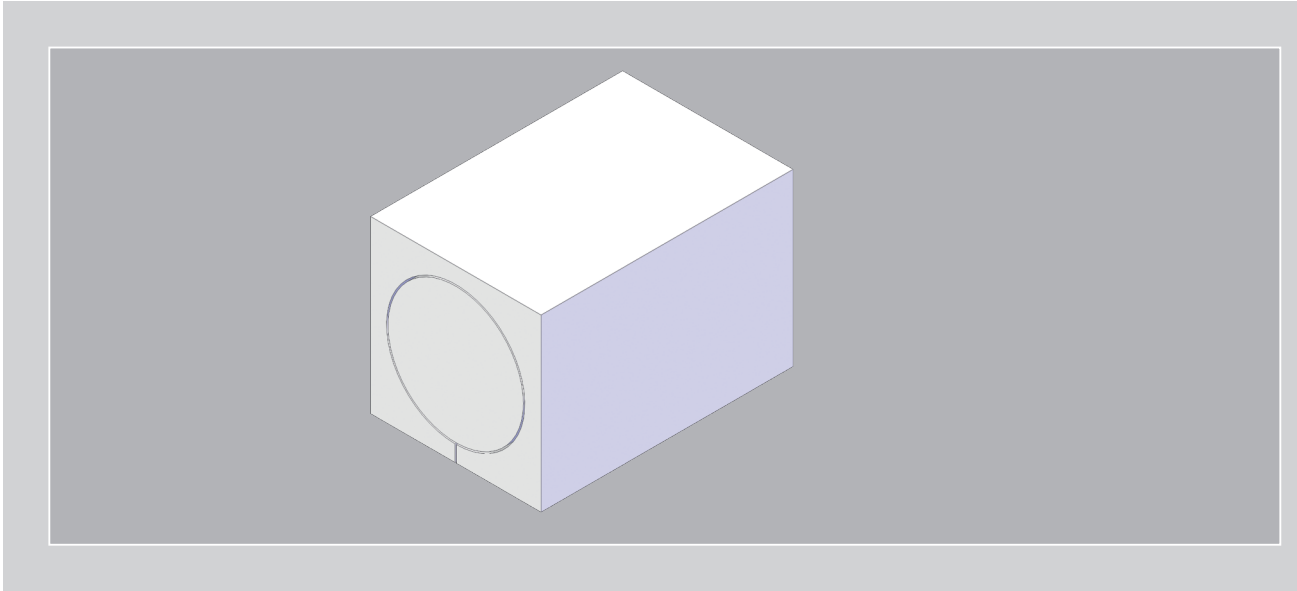


## INSTALLATION AND OPERATING INSTRUCTIONS



Unohab Brickwork template block

**Unohab Brickwork  
template block 365 mm  
Unohab Brickwork  
template block 490 mm**

## CHAPTER 1

### SAFETY

#### 1.0 Important information

In order to ensure complete and effective operation and for your own safety, all of the following instructions should be read carefully and observed.

#### 1.1 Safety instructions

With regard to all work, the generally applicable safety at work and accident prevention regulations must be observed!! The following points must be observed:

- When creating the wall opening, secure the installation site outside of the building against falling brickwork. Fit a protective cover!
- Remove objects from the immediate vicinity of the outside of the building.

#### 1.2 AREA OF APPLICATION

##### – Intended use:

The Unohab Brickwork template block is integrated into a brick wall and replaces the otherwise necessary core drilling. For use with Unohab Cavity wall installation kit and Unohab External wall insulation vent kit. The fire protection class of Unohab Brickwork template block is B1 “flame resistant”.

##### Any use other than the intended use is not permitted!

##### – Improper, prohibited use:

- The Unohab Brickwork template block is not suitable in formwork for concrete
- The use of adhesive, mortar, gypsum and foam that self-heats above 65°C is not permitted
- The Unohab Brickwork template block cannot adopt a load-bearing function
- The Unohab Brickwork template block is not suitable for post and beam structures

## CHAPTER 2

### GENERAL INFORMATION

#### 2.0 Warranty claims - Exclusion of liability

All versions of this documentation must be observed, otherwise the warranty shall cease to apply.

#### 2.1 Shipping

The Unohab Brickwork template block is packed ex-works in such a way that it is protected against normal transport strain. Shipping must be carried out carefully. Pressure marks on the outside of the wall stone do not impair the function.

#### 2.2 Receipt

The shipment must be checked for damage and correctness immediately upon delivery. If there is any damage, promptly report the damage with the assistance of the transport company. If complaints are not made within the agreed period, any claims could be lost.

#### 2.3 Water tightness of the installation

Further instructions can be found in the Installation and Operating Instructions for Unohab Cavity wall installation kit and Unohab External wall insulation vent kit!

## CHAPTER 3

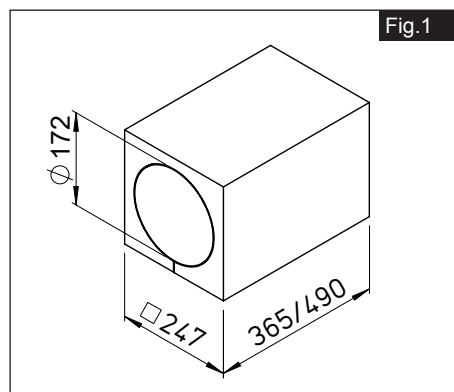
### SCOPE OF DELIVERY / INSTALLATION

#### 3.0 Scope of delivery

EPS wall stone with stabilisation core

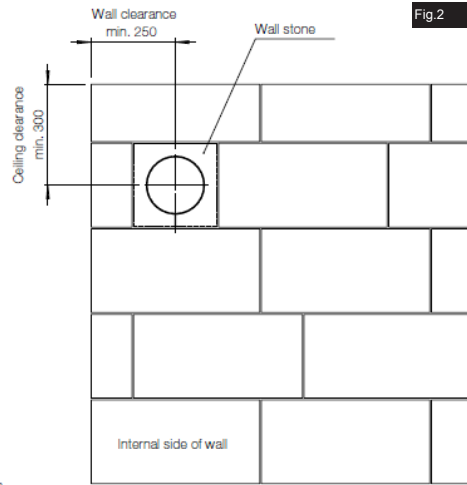
Unohab Brickwork template block 365mm	Length 365 mm	Part number: 90001000
Unohab Brickwork template block 490mm	Length 490 mm	Part number: 90001001

#### 3.1 Dimensions

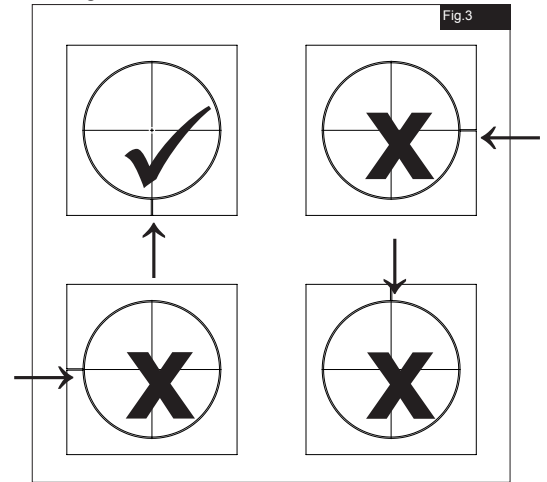


### 3.2 Positioning

Note the following distances to walls and ceilings when positioning the wall stone.



All dimensions in mm



**NOTE!**

Align notch facing downwards.

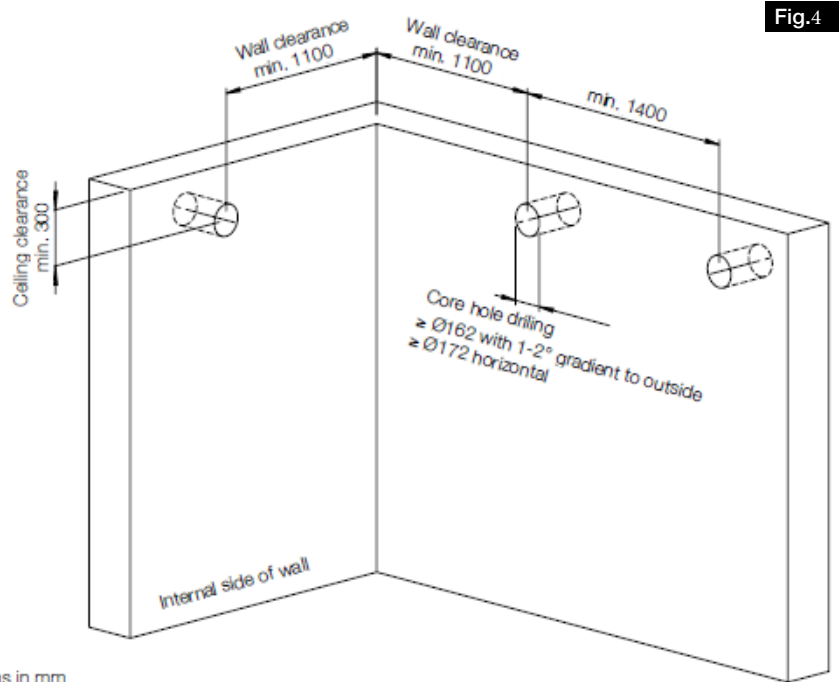
**NOTE**

The wall stone must be flush with the uncovered construction wall, both internally and externally. If necessary, the wall stone must be cut to the corresponding length.

The EPS (expanded polystyrene) core serves to stabilize the drill hole. Only remove the Unohab wall installation sleeve once the wall is completed or for installation!

– When installing two or more ventilation units

The following minimum clearances must be observed when positioning two or more ventilation units or wall stones to prevent short-circuiting (see Fig. 4).



All dimensions in mm

Call: 01494 525252

Visit: [airflow.com](http://airflow.com)



**Airflow Developments Limited**  
Aidelle House, Lancaster Road,  
Cressex Business Park,  
High Wycombe, Buckinghamshire,  
United Kingdom, HP12 3QP

E-mail: [info@airflow.com](mailto:info@airflow.com)  
Telephone: +44 (0) 1494 525252

[airflow.com](http://airflow.com)

© Airflow Developments Limited. Airflow Developments Limited reserve the right, in the interests of continuous development, to alter specifications without prior notice. All orders are accepted subject to our conditions of sale which are available on request

80000781 - Issue 3 01/21

